

TRUSTPAY OPENCART PLUGIN DOCUMENTATION

Overview

TrustPay OpenCart extension allows you to accept payment on your OpenCart store. Payment instruments processed by TrustPay are Visa Card, Mobile Money and Cryptocurrencies.

TrustPay provides a convenient and secure way to accept payment for online stores and services in Ghana.

What this product does for you

- Provides a payment method suitable to your customers
- Free and quick setup
- Access a variety of payment methods with 1 easy integration
- Highest security standards and anti-fraud technology
- Seamless payment experience across mobile, tablet and desktop

Features

TrustPay offers your customers:

- Variety of Payment options. That is, VISA, Mobile Money, Bitcoin, Ethereum etc.
- Customizable gateway with redirect functionality
- Instant settlement
- Enhanced reporting and transaction status viewing

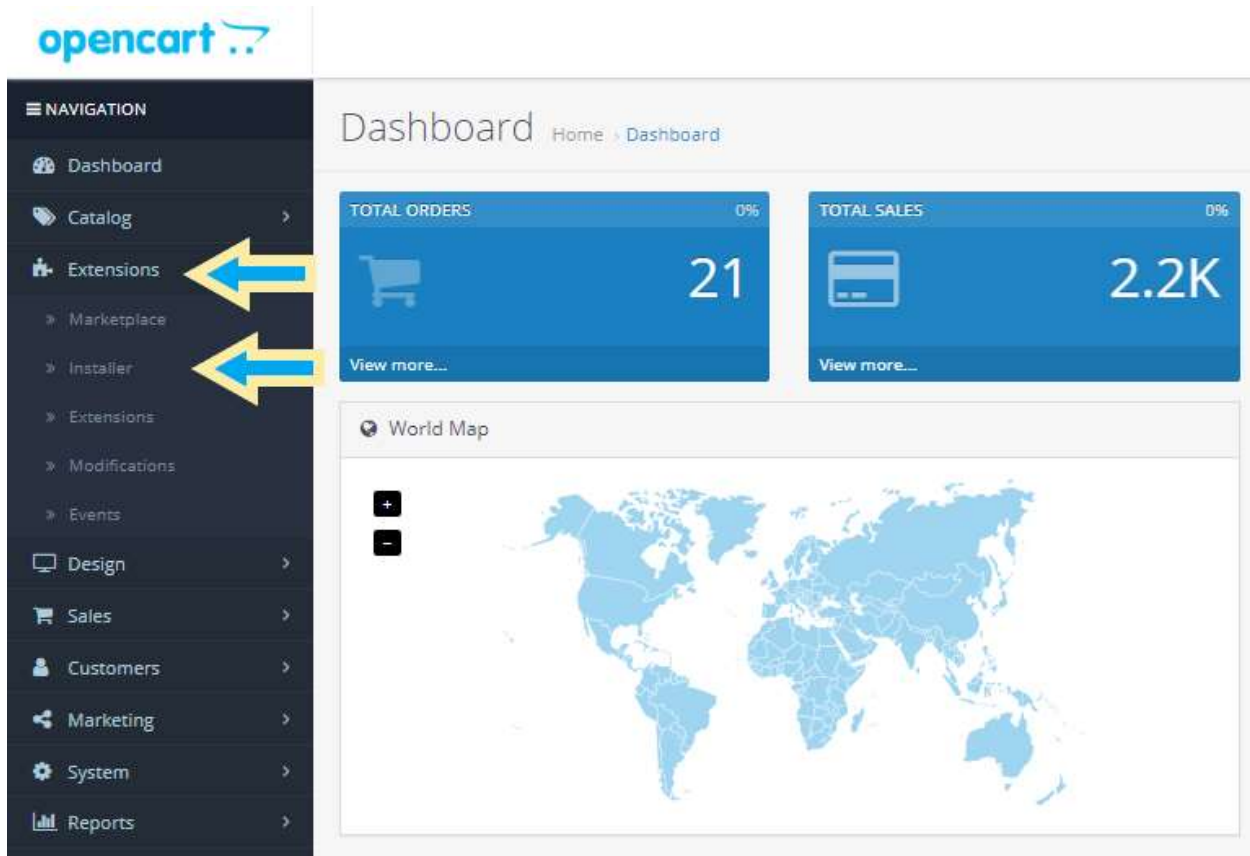
What your customers will like

- Easy ways to pay safely online – no sign-up required to make payments
- Convenient and immediate payments – pay Visa (debit and credit) cards without any hassle
- Recognized and trusted brand

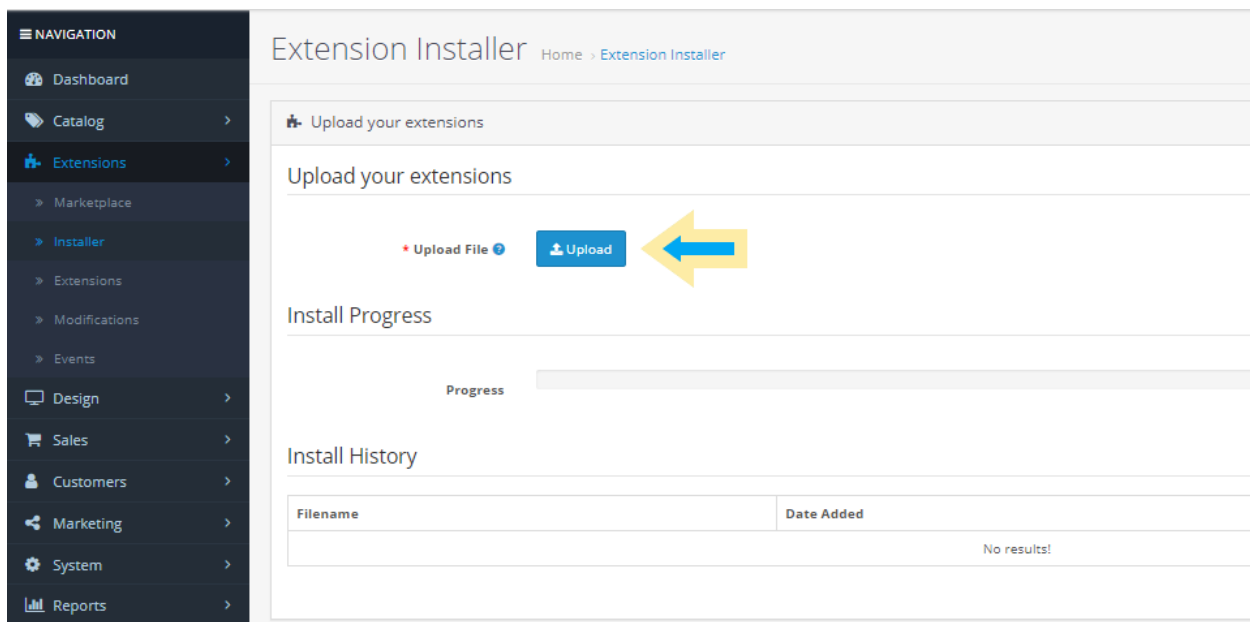
OpenCart Integration with TrustPay

Via Extension Installer-

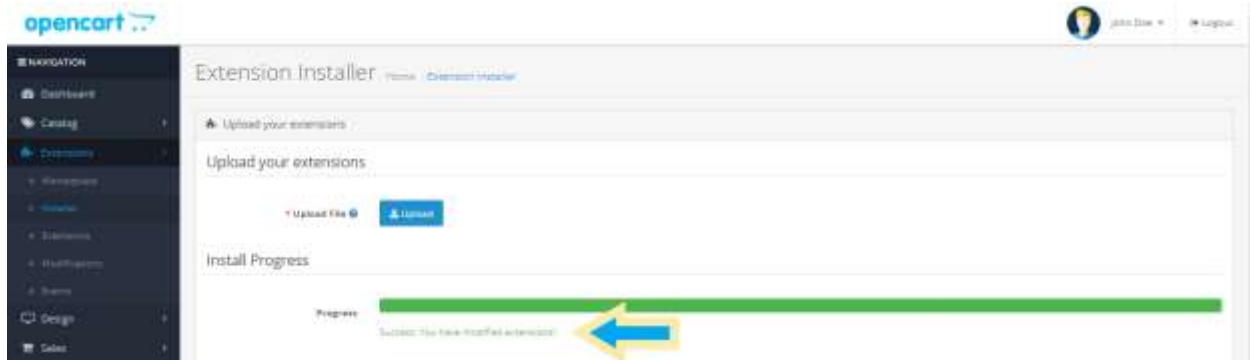
- Download “TrustPay_OpenCart.zip” at [download.link.here]
- Login to your OpenCart store admin panel.
- On the left panel, navigate to Extensions -> Installer



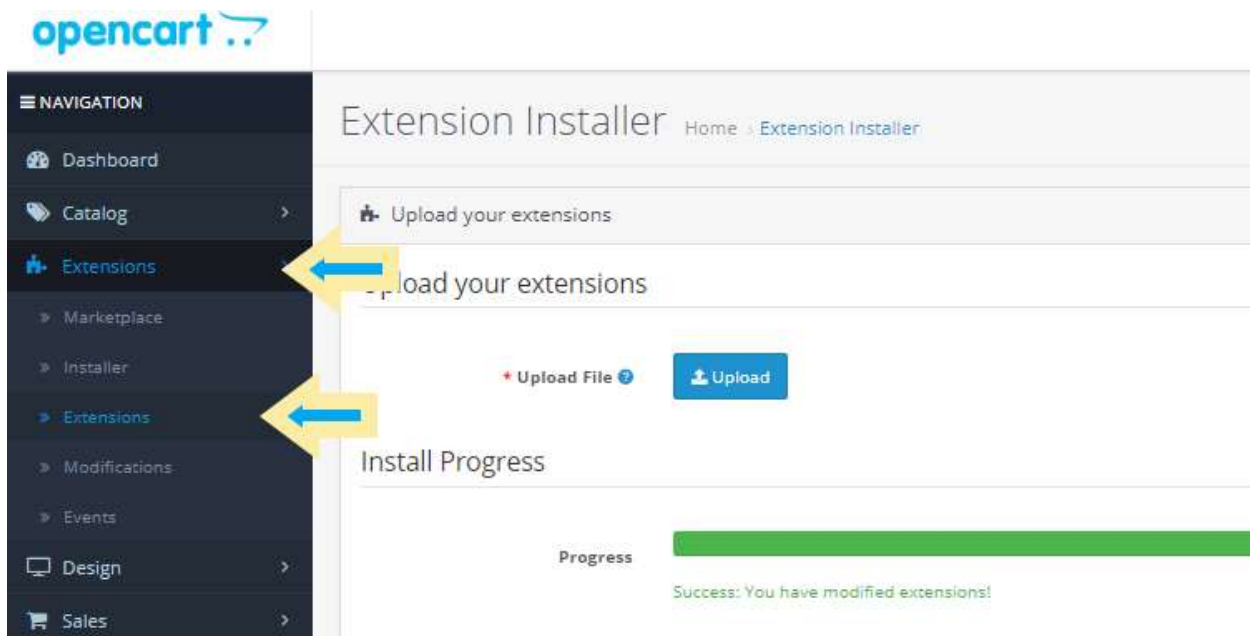
- Click on the “Upload” button in the upload “your extensions” section.



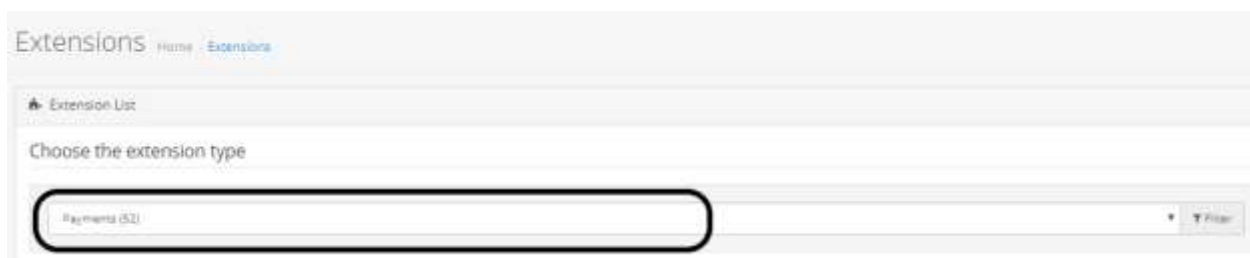
- Select your “TrustPay_OpenCart.zip” file and wait until progress reaches 100%



- On the left panel, navigate to Extensions -> Extensions



- Select "Payments" in the "Choose the extension type" dropdown.



- Scroll down to Trust Pay and click on the "+" button to install.

Secure Trading Web Service		Disabled		
Skrill		Disabled		
Square		Disabled		
Trust Pay Payments		Disabled		
iCheckout		Disabled		
Web Payment Software		Disabled		

- Click on the “pencil icon” to edit

Secure Trading Web Service		Disabled		
Skrill		Disabled		
Square		Disabled		
Trust Pay Payments		Disabled		
iCheckout		Disabled		
Web Payment Software		Disabled		

- Provide “Key” and “Secret” obtained from TrustPay admin portal and change status to “Enabled”

Trust Pay Payments [Home](#) - [Dashboard](#) - [Trust Pay Payments](#)

Edit Trust Pay Payments Standard

General **Order Status**

* Key

* Secret

Status

- Save.